


TOY THEATRE
GRAND THEATRE STAGE FRONT




In 5 plates, Plate 1

© www.toytheatre.co.uk 2020

TOY THEATRE GRAND THEATRE STAGE FRONT


Plate 2






TOY THEATRE GRAND THEATRE STAGE FRONT

Plate 4



TOY THEATRE GRAND THEATRE STAGE FRONT

Plate 5






A

B

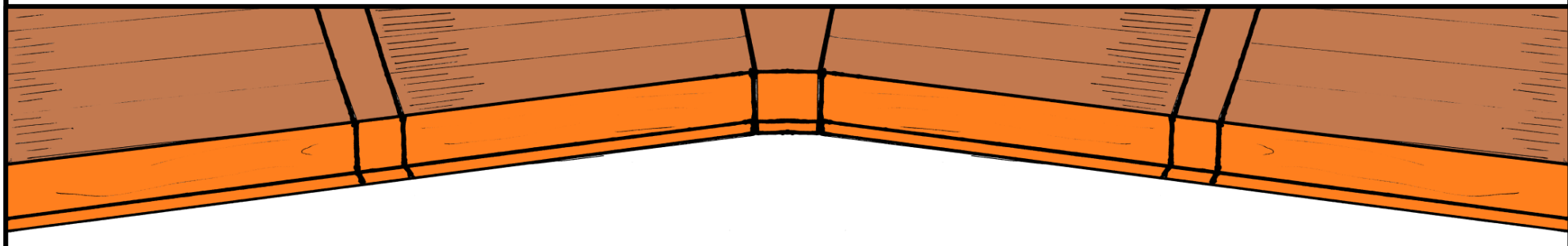
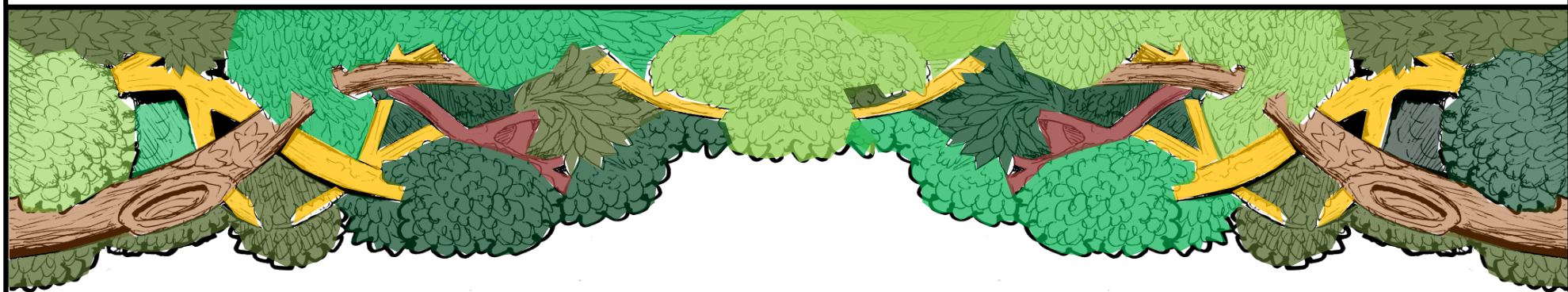
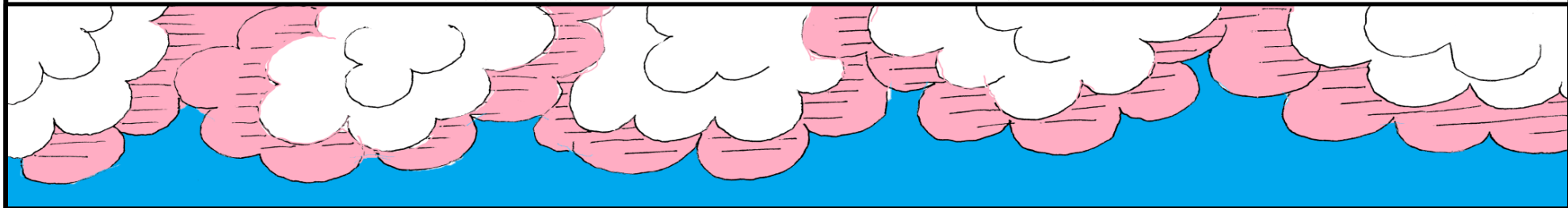

Cut out the Royal Coat of Arms on Plate 1 to cover the join with Plate 4 at point A and the charioteer on Plate 4 at point B.

These two pieces on both sides are not required if the stage front is mounted.

TOY THEATRE ORCHESTRA FOR THE GRAND THEATRE



TOY THEATRE TOP DROPS TO SUIT ANY PLAY



TOY THEATRE DROP CURTAIN



TOY THEATRE ACT DROP

